



ADVANCED EQUIPMENT REVERSE OSMOSIS

Direct flow
6 stages

- ~ Capacity 800 GPD (2,900 l.)
- ~ Compact size
- ~ Double information system in equipment and tap
- ~ Conversion rate: 65%






2 LPM HIGH
PRODUCTION



WARNING
MEMBRANE
LIFE SPAN



WARNING
POSTFILTER
LIFE SPAN



WARNING
PREFILTER
LIFE SPAN



DIRECT FLOW
EQUIPMENT
WITHOUT TANK



6 STAGES
FILTRATION



HYDRAULIC
CIRCUIT
INTEGRATED



2:1 | RATIO OF
PRODUCED WATER
AND WASTED WATER



GREATER FLOW
OF WATER
DISPENSED



CHANGE OF
FILTERS IN
ONLY 3 MINUTES



WARNING
QUALITY
OF THE WATER



ELECTRONIC
LEAKING
SENSOR



EQUIPMENT
EASY
MAINTENANCE



RECIRCULATION
TDS CREEP



MULTI
PROTECTION *



SMART
FLUSHINGS OF
THE MEMBRANE



SMART FAUCET
WITH SYSTEM
WARNINGS



CONDUCTIVITY
SENSOR



POLYPHOSPHATE
ANTIFOULING
PROTECTS
THE MEMBRANE

*Machine stops due to continued operation. Maximum 30 minutes
Stop due to abnormal pump operation. 20 minutes
Machine stops due to operation with temperatures below 3°C
Machine stops due to lack of water.*

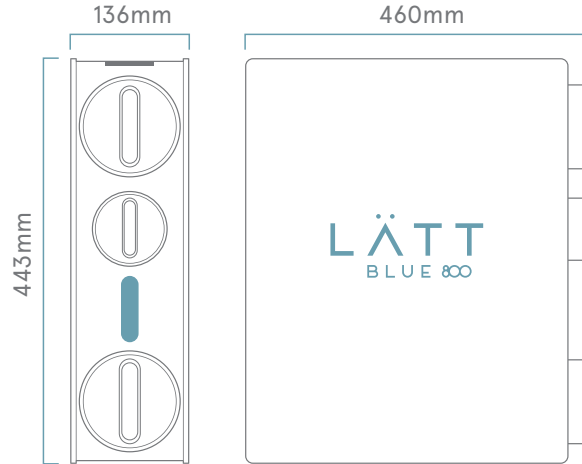
CAPACITY 800 GPD

Fill your glass with water
in just **8 seconds**

LÄTT
BLUE 800




ULTRA COMPACT AND ADAPTABLE TO ANY SPACE



COMPOSITE FILTER

5 stages of filtration

LÄTT
BLUE 800



Removal of 99.9% of heavy metals, chlorine, bacteria, rust, organic matter, etc.

PP



CB



FOF



PUMP



RO



CB

Elimination of large particles, sediments, rust.


Precision: 5-10µm. Eliminates 85% of chlorine.

Protection of the membrane: Antifouling

High pump pressure & high performance.

Elimination of heavy metals and bacteria.

Elimination of chlorine, odors and flavor improvement.



FILTER CHANGE FAST AND EASY

in just **3 seconds**

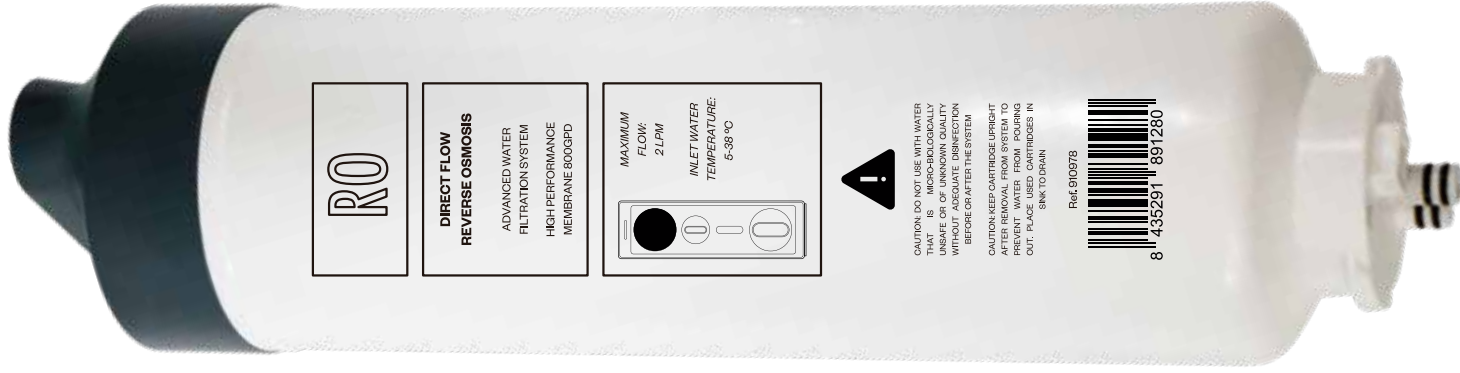
With a simple turn and without having to move the equipment, quickly remove the exhausted filter and change it for the new one so that your equipment works 100% again.

Automatic filter cleaning system.



MEMBRANE RO

LÄTT
BLUE 800



800 GPD membrane.
Maximum production and minimum rejection.

DURABLE FILTERS

- ~CF. Carbon block prefilter with filtration 5 micron polypropylene and polyphosphate pearls.
- ~RO. 800 GPD membrane.
- ~ CB. 10 micron carbon block post-filter.

RO



CB



CF



SMART DISPLAY

The front LED interface indicates the life span and the recommended change of filters and membrane.

RO (Membrane)
Life span indicator
of the membrane

CB (Postfilter)
Life span indicator
of the postfilter

CF (Prefilter)
Life span indicator
of the prefilter



LÄTT
BLUE 800

A STATE-OF-THE-ART SYSTEM 100% RESPECTFUL WITH THE ENVIRONMENT

2:1

2 liters produced
1 liter rejected

Equipment without deposit. This guarantees you water instantly osmosized directly from your faucet.




LÄTT
BLUE 800






SMART FAUCET

Easily check the condition of the taps thank you to the **multicolor LED.**

Produced water quality indicator

-  TDS \leq 200 ppm
-  201 ppm \leq TDS \leq 300 ppm
-  301 ppm $<$ TDS

Filter life span indicator

-  Remaining liters $>$ 150 o days exhusted filter $>$ 15
-  Remaining liters \geq 150 o days exhusted filter \geq 15
-  Remaining liters $<$ 0 o days exhusted filter $<$ 15

LÄTT
BLUE 800



LÄTT
BLUE 800

SMART FLUSHINGS OF THE MEMBRANE



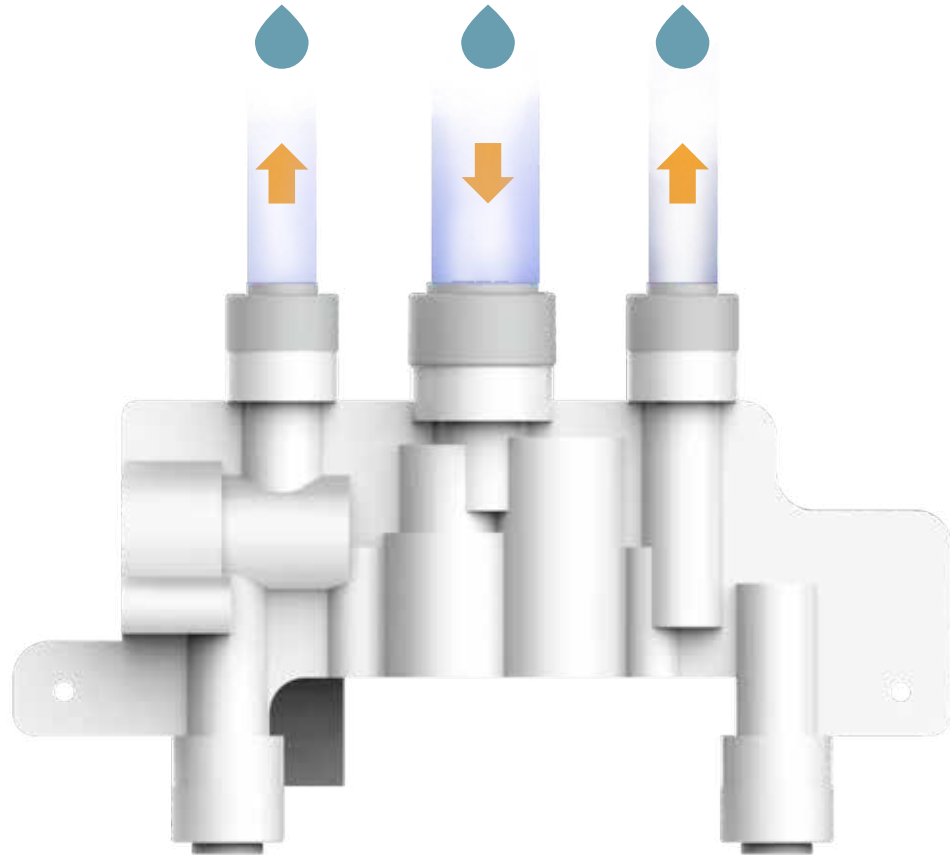
- ~ Built-in program.
- ~ Prevents membrane blockages and extends its useful life.
- ~ Ensures high quality and better tasting water.



CIRCUIT INTEGRATED

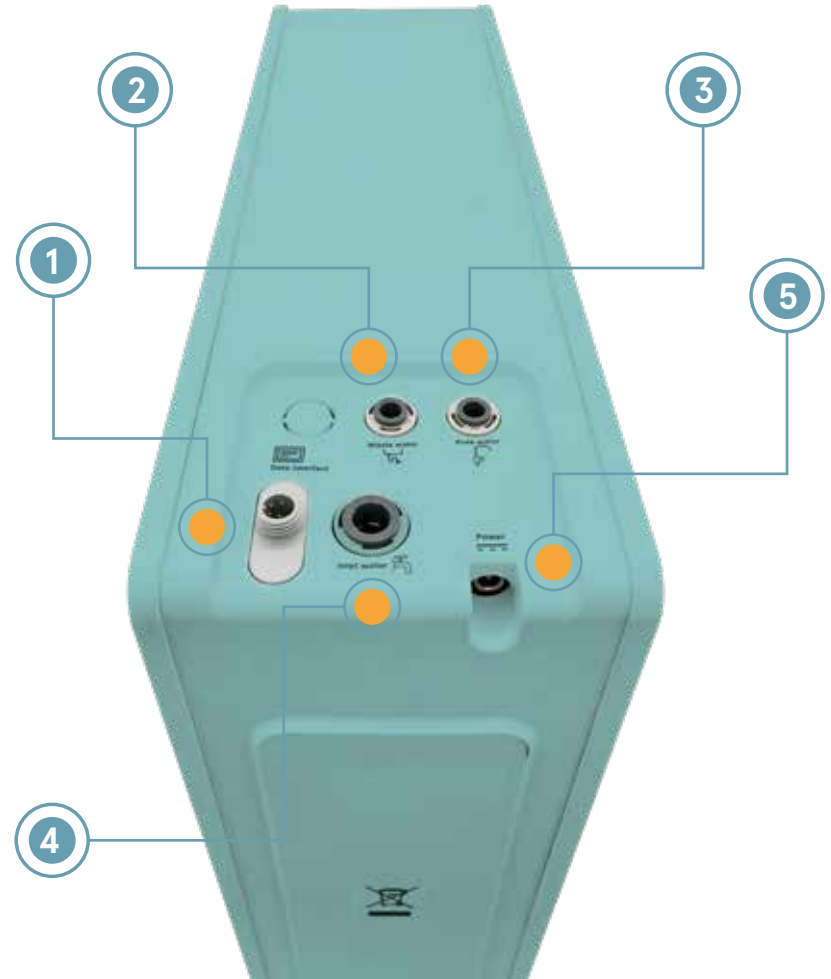


- ~ Less leaks
- ~ Less welding
- ~ Stronger sealing
- ~ Easier and safer to use



CONNECTIONS HYDRAULIC, ELECTRICAL AND ELECTRONICS

1. Data interface
2. Drain 1/4"
3. 1/4" tap
4. 3/8" water inlet
5. Power supply



TECHNICAL FEATURES



PRESSURE (max. - min.)	4 - 1 bar (400 - 100 kPa)
TEMPERATURE (max. - min.)	38 - 5 °C
TDS (max.)	1500 ppm
HARDNESS (max)	20 °HF
WEIGHT	12 kg
ELECTRICAL POWER SUPPLY	24 VDC 5A
ADAPTER	100 - 240 VAC 60 - 60 HZ
PRODUCTION (max.)	2 LPM
RECOVERY	≥ 65%

FUNCTIONALITIES

AUTOMATIC FLUSHINGS

FUNCTION	ACTIONS	LIGHT STATUS
1. Functional wash for first use	The equipment will wash the RO membrane for 5 min. Next, the tap must be turned on for 30 minutes.	During washing, the water quality light is displayed flashing red at 1Hz. After 6 min., the water quality light will return to live measurement status.
2. Washing when the equipment is turned on	Whenever it is started, the equipment will wash the RO membrane for 20 seconds. If the user opens the tap, the equipment will stop washing and go into normal mode.	During washing, the water quality light is displayed flashing red at 1Hz. After 6 min., the water quality light will return to live measurement status.
3. Washing by accumulating operating time	Every time the accumulated working time reaches 2 hours, the equipment will wash the RO membrane for 20 seconds. If the user opens the tap, the equipment will stop washing and go into normal mode.	During washing, the water quality light is displayed flashing red at 1Hz. After 6 min., the water quality light will return to live measurement status.

FUNCTIONALITIES

AUTOMATIC FLUSHINGS

FUNCTION	ACTIONS	LIGHT STATUS
4. Daily wash	<p>When the equipment has been without operation for 24 hours, it will wash the membrane for 20 seconds when starting up again. If the user opens the tap, the equipment will stop washing and go into normal mode.</p>	<p>During washing, the water quality light is displayed flashing red at 1Hz. After 6 min., the water quality light will return to live measurement status.</p>
5. Washing after changing filters	<p>CF: by changing the prefilter and restarting its usage counter, the equipment will start a wash of the CF filter and the RO membrane for 5 min.</p> <p>RO: When changing the RO membrane and resetting its usage counter, it should be flushed by opening the tap for 30 minutes.</p> <p>CB: when changing the CB postfilter and restarting its usage counter, it must be washed by opening the tap for 15 min.</p> <p>If all filters are changed and reset at once, the equipment will wash the CF filter and RO membrane for 5 min. Afterwards, the tap must be opened for 30 minutes. to wash the CB postfilter.</p>	<p>When the RO membrane is being washed, the water quality light shows red and flashing at 1Hz.</p> <p>When any other filter is washed, the water quality light displays real-time data of water quality and flashes at 1Hz.</p>

RECIRCULATION PROGRAMMABLE

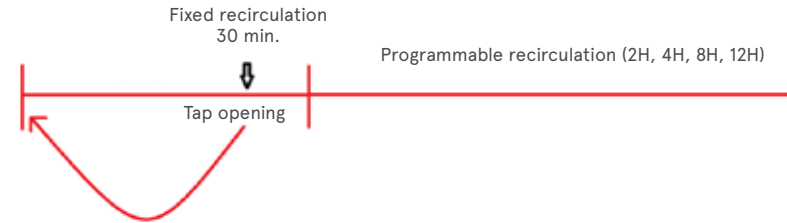
OPTIONS PROGRAMMING OF THE SYSTEM REDUCTION OF TDS	LOGIC		LED FILTER RO	LED FILTER CB	LED FILTER CF	INDICATOR LED quality/failure
	PROGRAM 2H	2 BEEPING	BLUE LED	OFF	OFF	OFF
	PROGRAM 4H	3 BEEPING	OFF	BLUE LED	OFF	OFF
	PROGRAM 8H	4 BEEPING	OFF	OFF	BLUE LED	OFF
	PROGRAM 12H	5 BEEPING	OFF	OFF	OFF	BLUE LED

RECIRCULATION PROGRAMMABLE

FIXED RECIRCULATION

Every time the user closes the tap, after 30 minutes the system will recirculate the membrane water to reduce TDS.

If the user opens the tap during these 30 minutes, the counter will reset, starting the 30 minute counter again.

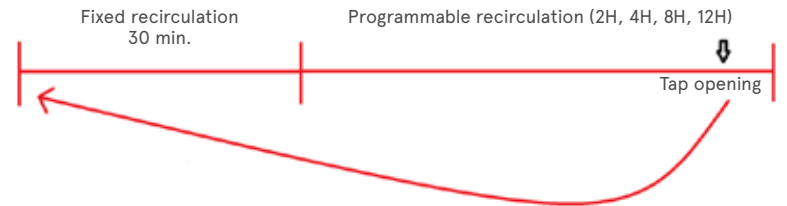


PROGRAMMABLE RECIRCULATION

When the system stops producing water, and the fixed programming counter reaches 30 minutes, the system starts a counter again, in this case programmable. These programs depend on input water quality and water quality prioritization output that the client desires.

The programs can be: 2H, 4H, 8H and 12H.

Once the Programmable recirculation time comes to an end, the membrane water is recirculated for TDS reduction. If the user opens the tap during this programmed Programmable Recirculation time, the counter will reset and return to the initial state, starting by counting the Fixed Recirculation time.



SPECIFICATIONS OF THE FILTER

FILTER	CF · CARBON+PP PRE-FILTER		RO · MEMBRANE RO	CB CARBON POST FILTER
MEDIA	PP	CB + FOF	RO 800GPD	CB
FUNCTIONALITY	Removal of large particles, sediments, rust.	Membrane protection. Removal of large particles, sediments, rust. Removal of color, odor, flavor improvement. Removal of chlorine, carbon, tetrachlorine, methane.	Elimination of heavy metals, microorganisms, bacteria, pesticides and antibiotics. Desalination: ≥ 90%	Removal of color, odor, flavor improvement.
PRECISION	10 microns	5 - 10 microns	0,0001 microns	2 - 5 microns
TOTAL CAPACITY	11.000 litros		20.000 liters	4.000 liters
CHANGE RECOMMENDED	12 months		36 months	12 months

MIXING VALVE KIT

LÄTT
BLUE 800

